



FIA FIA E-RALLY
REGULARITY CUP



FÉDÉRATION FRANÇAISE DU SPORT AUTOMOBILE




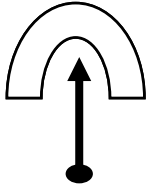
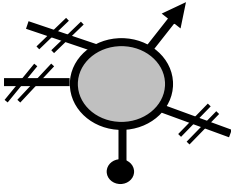
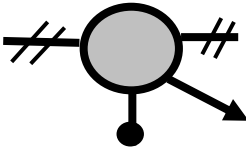
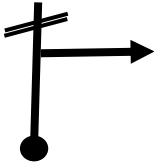

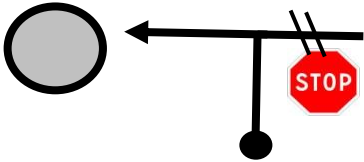
CALIBRATION AERA

ZONE ETALONNAGE



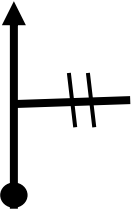



CALIBRATION AERA LINK
LIAISON ZONE D'ETALONNAGE


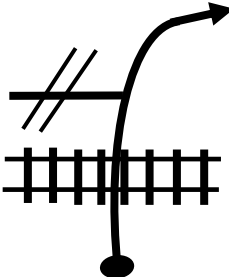
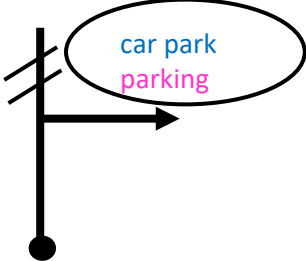
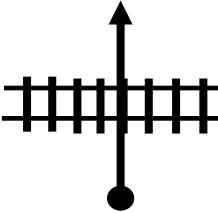
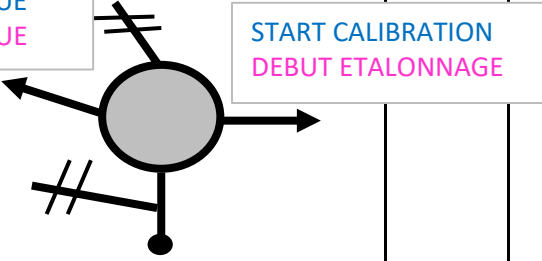
Total Distance **1,324**

DISTANCE		DIRECTION	INFORMATIONS	TOTAL DISTANCE
TOTAL	PARTIAL PARTIELLE			DEGRESS.
0,000	0,000		Speed circuit parking exit Sortie du parking circuit vitesse	1,324
0,693	0,693		POLE MECANIQUE Exit Sortie du POLE MECANIQUE	0,631
0,886	0,193		<div style="border: 1px solid black; padding: 5px; display: inline-block;"> MENDE LA GRAND COMBE </div>	0,438
1,106	0,220			0,218
1,128	0,022		<div style="border: 1px solid black; padding: 5px; display: inline-block;"> NO EXIT SANS ISSUE </div>	0,196
1,212	0,084		TURN AROUND FAIRE DEMI-TOUR	0,112
1,308	0,096			0,016

DISTANCE		DIRECTION	INFORMATIONS	TOTAL DISTANCE DEGRESS.
TOTAL	PARTIAL PARTIELLE			
0,000	0,000		<p>N 106</p> <p>MENDE</p> <p>LA GRAND COMBE</p>	4,474
0,724	0,724		<p>Cause et Cévennes</p>	3,750
			<p>SRP</p>	
2,876	2,152		<p>La Vabreille</p> <p>ZI La Coste</p> <p>2nd panel 2eme panneau</p>	1,598

DISTANCE		DIRECTION	INFORMATIONS	DISTANCE TOTALE DEGRESS.
TOTAL	PARTIAL PARTIELLE			
3,000	3,000	 <div style="border: 1px solid black; border-radius: 10px; padding: 5px; display: inline-block; margin-left: 20px;"> poteau bois wood post </div>	<div style="border: 1px solid black; border-radius: 10px; padding: 5px; display: inline-block; margin-left: 20px;"> CHEMIN DE LA COSTE </div>	1,474
				
3,437	0,437			1,037
4,474	1,037		END CALIBRATION RESET METER TO ZERO FIN ETALONNAGE REMISE A ZERO	0,000



DISTANCE		DIRECTION	INFORMATIONS		DISTANCE TOTALE DEGRESS.
TOTAL	PARTIAL PARTIELLE				
0,000	0,000				1,831
0,150	0,150			RAILROAD CROSSING PASSAGE A NIVEAU	1,681
1,162	1,012				0,669
1,205	0,043			RAILROAD CROSSING PASSAGE A NIVEAU	0,626
1,831	0,626			RETURN POLE MECANIQUE RETOUR POLE MECANIQUE	0,000

Total Distance **1,831**